



# Monthly Statistical Report on Victims

**October 2017**

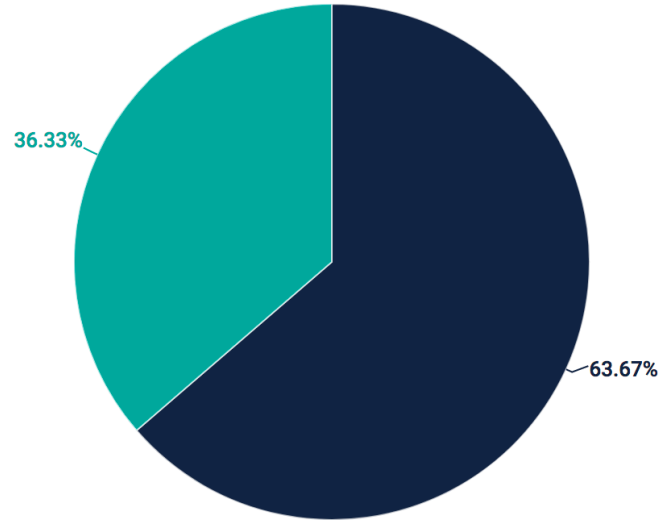


## Total casualties since mid-March 2011

Since mid-March 2011 up until October 2017, the VDC documented a **total of 181,654** battle-related deaths.

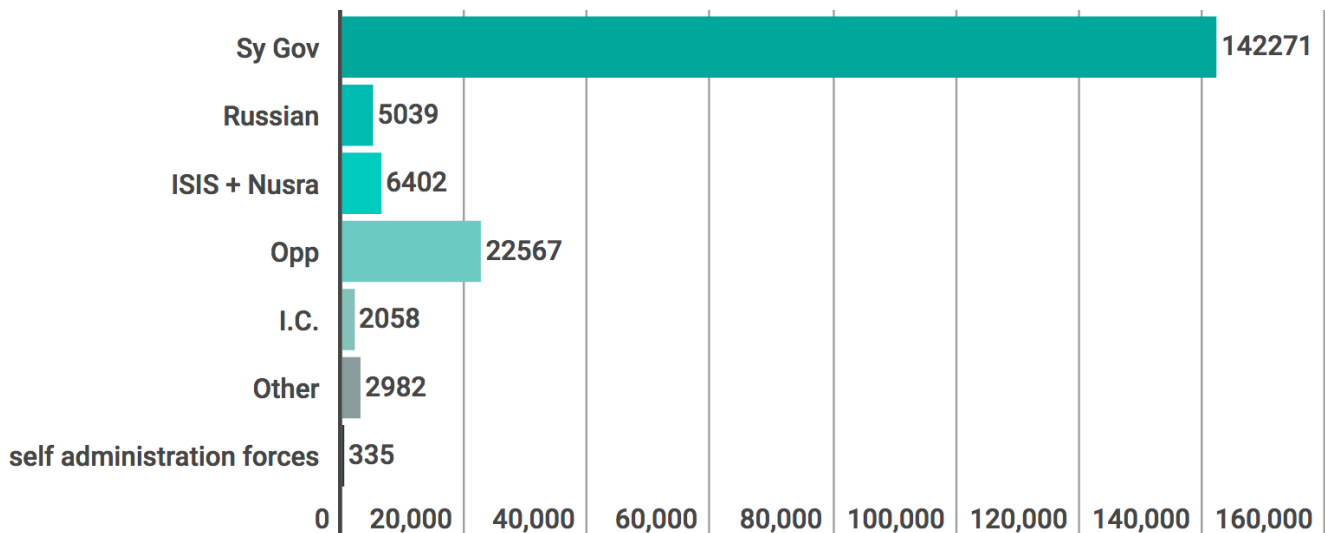
● **115,663 ( 63.67% )**  
among them were civilians

● **65,991 ( 36.33% )**  
were non-civilians

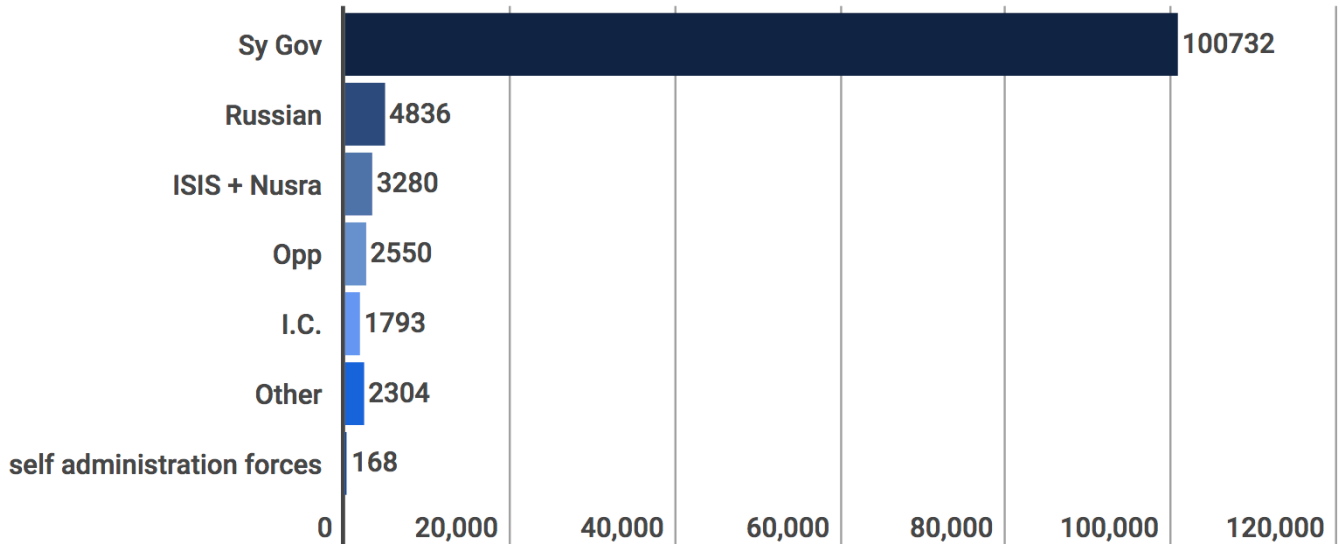


## Deaths by Responsible Parties

Who is responsible for the total casualties (civilian and non-civilian) since mid-March 2011 until **October 2017** based on our documentation:




Who is responsible for the civilian casualties since mid-March 2011 until **October 2017** based on our documentation:



**Note:**

These figures are not final in any way, and they are subject to continuous and periodic scrutiny by center’s activists, the database administrators, and the field documentation team. Figures August differ between reports, and the most recent report is always considered to be the more accurate.

VDC team pays tribute to all the collaborative activists who extended a helping hand to our center as well as to the families of the victims. We also thank the Field Observation Team whose members face daily dangers executing their duties in Syria in order to document the human rights violations committed there, complete the data, and claim the rights of the distressed families from the concerned bodies and organizations.



# 1st

## Battle-Related Deaths:

During this month VDC documented a total of **( 673 )** deaths across different Syrian governorates, among them, **( 607 )** were documented by full name and **( 66 )** are still registered as unknown.

# 2nd

## Deaths by Governorate

Homs had the largest share of deaths with **( 161 )** documented deaths, followed by Al Raqqa **( 127 )** then Deir Alzoor **( 89 )**. **( 296 )** were documented in different other cities.



● Homs ● Raqqa ● Deer Elzoor ● Others

3rd

## Deaths by Category - Civilian and non-civilian

Number of civilian deaths reached ( 521 ) while non-civilian deaths were ( 152 )

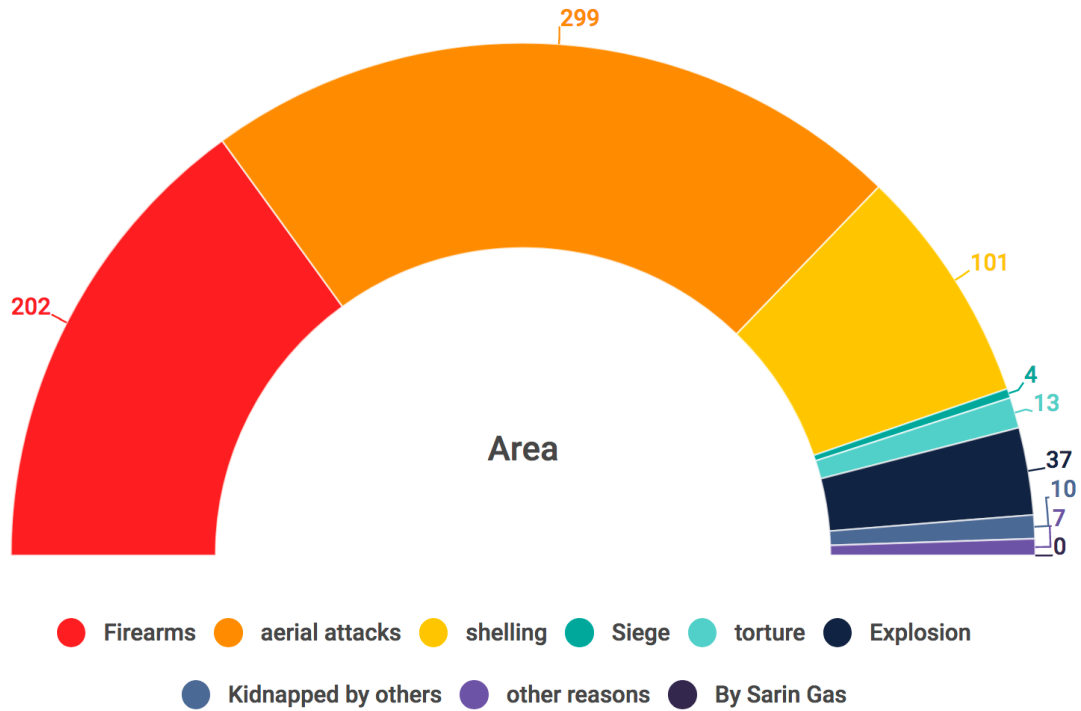


● Civilian ● Non-Civilian

4th

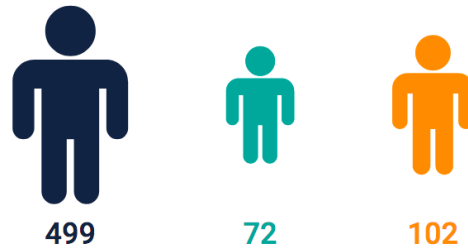
## Deaths by Type of Weapon

( 202 ) deaths occurred by firearms and snipers, ( 299 ) by aerial attacks and barrel bombs, while tanks, cannons and mortars accounted for ( 101 ) battle-related deaths. Additionally, the VDC documented ( 13 ) deaths under torture in the Syrian government detention centers and ( 37 ) by land mines and car explosives, ( 10 ) kidnaped by unknown, and ( 4 ) due to the lack of medical and relief in besieged areas. While for the rest ( 7 ) the cause or the executioner was not undoubtedly identified.



## 5th Deaths by Gender

Total number of male over 18 is **( 499 )** while the number is **( 72 )** for adult females over 18 years old. Total children battle-related deaths are **( 102 )** with **( 63 )** for male children and **( 39 )** for female children.



- Adult Males
- Adult Females
- Children

## 6th Deaths by ISIS

During this month, VDC documented the death of **( 128 )** people by ISIS, **( 108 )** are civilians, and **( 20 )** from different armed groups.



مركز توثيق الانتهاكات في سوريا  
Violations Documentation Center in Syria

[www.vdc-sy.net](http://www.vdc-sy.net)

For more information or to get in contact, please email us:

[editor@vdc-sy.net](mailto:editor@vdc-sy.net)

For our previous reports in Arabic:

[/http://vdc-sy.net/category/reports\\_ar/monthly\\_reports\\_ar](http://vdc-sy.net/category/reports_ar/monthly_reports_ar)

For our previous reports in English:

[/http://vdc-sy.net/category/reports/monthly\\_reports](http://vdc-sy.net/category/reports/monthly_reports)