



# Monthly Statistical Report on Casualties in Syria

**February 2019**



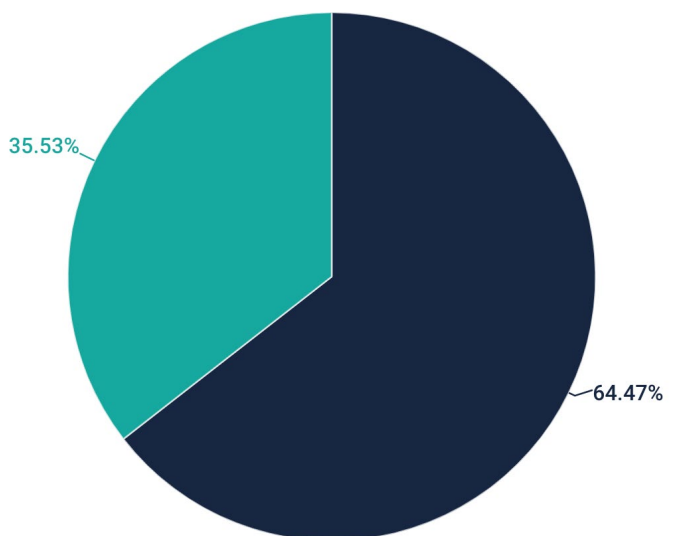
# General Statistics



## Total Casualties Since Mid-March 2011

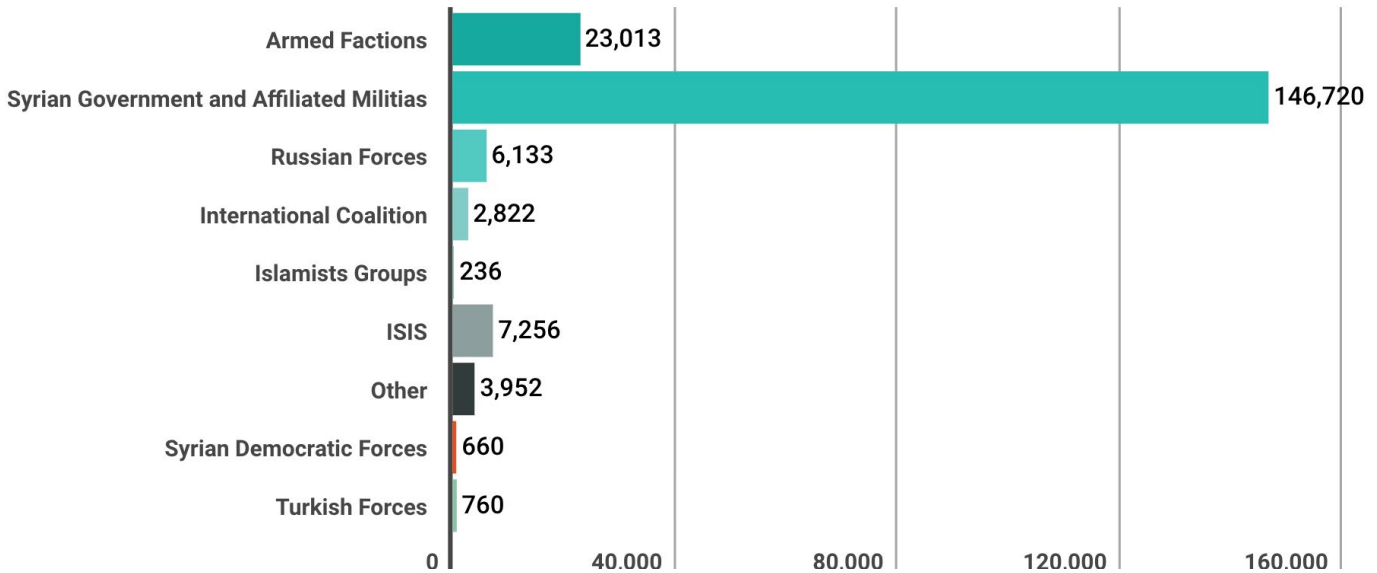
Since mid-March 2011 up until January 2019, the Violations Documentation Center documented a **total of 191,552** battle-related deaths.

- **123,530 (64.49%)**  
among them were Civilians
- **68,022 (35.51%)**  
were Non-Civilians

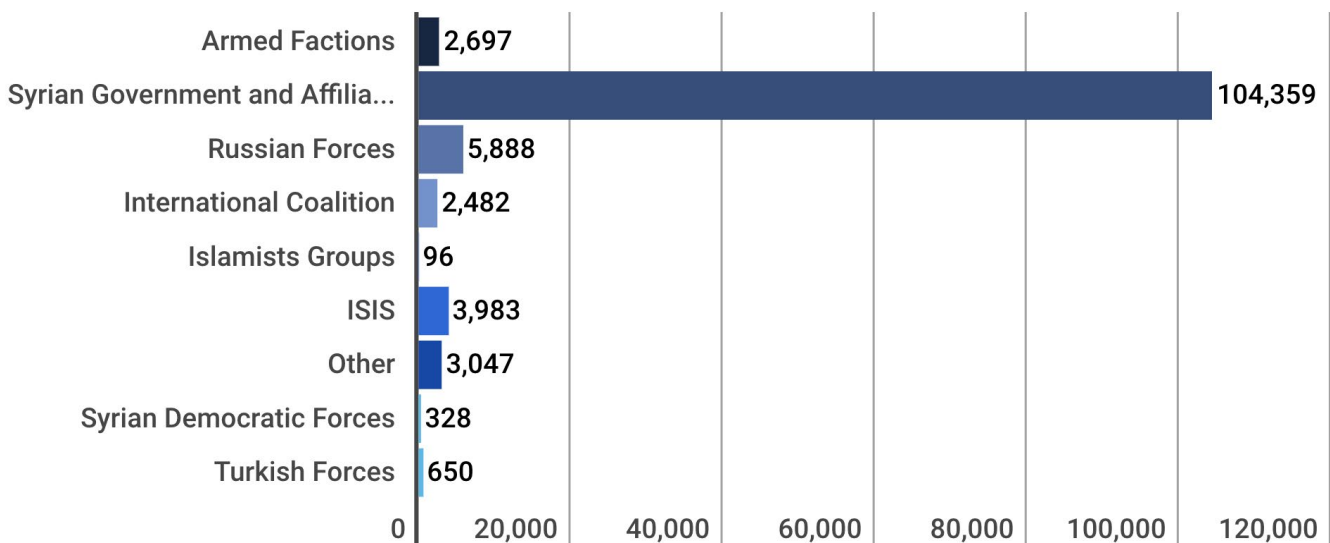


## Deaths by the Parties Responsible

The parties responsible for the total number of deaths (civilian and non-civilian) from mid-March 2011 up until **February 2019**:



The parties responsible for civilian casualties from mid-March 2011 up until **February 2018**:





# February 2019 Statistics




## 1. Battle-Related Deaths:

During the month of **February 2019**, a total number of **195** deaths were documented across different Syrian governorates, among them, **182** were documented by full name and **13** were registered as unknown.

## 2. Deaths by Governorate

The largest number of documented deaths took place in Idlib **57**, followed by Deir Ezzor **40** and Hama **27**.


**71** deaths were documented in other governorates.



● Idlib ● Deir Ezzor ● Hama ● Others

## 3. Deaths by Category : Civilian and Non-Civilian

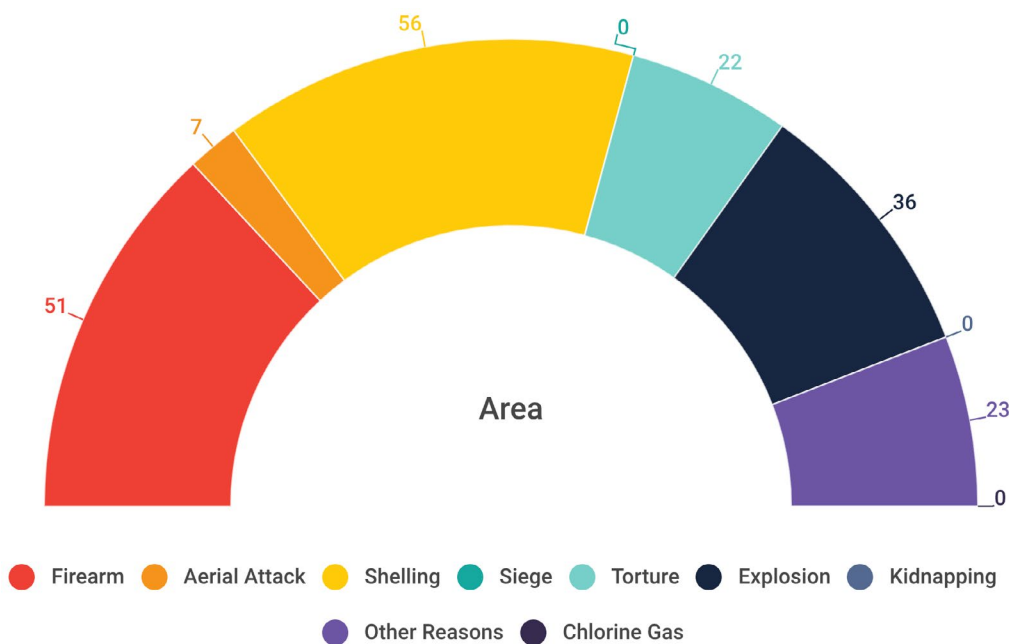
The number of civilian deaths reached **169** while the number of non-civilian deaths was **26**



● Civilian ● Non-Civilian

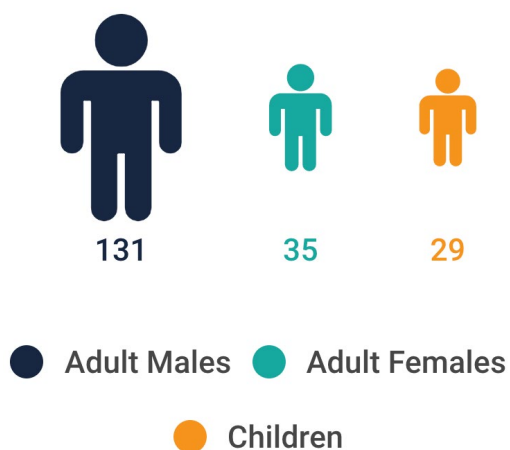
## 4. Causes of Death

**51** deaths were caused by firearms and snipers, **7** deaths by aerial attacks and barrel bombs, and **56** battle-related deaths were caused by tanks, cannons and mortars. **36** deaths were caused by land mines and car explosives. **0** deaths were caused by lack of medical aid and relief in besieged areas. **22** deaths were caused by torture in Syrian government detention centers and **0** death resulted from torture by kidnappers. **13** cases of death were caused by other reasons, while **0** case was caused by chlorine gas.



## 5. Deaths by Gender

The total number of adult (over 18 years of age) male deaths is **131** while the total number of adult female deaths is **35**. The total for child battle-related deaths is **29**, with **22** for male children and **7** for female children.





## 6. Deaths by IS

4 documented deaths were caused by IS, all of which are non-civilian.



All figures and statistics presented in this report were retrieved from the database of the Violations Documentation Center (VDC). They are not final and are subject to continuous and periodic scrutiny by the VDC's database administrators and the field documentation team. Figures differ between reports and the most recent report is considered to be the most accurate.

We are very grateful to the members of the Field Documentation Team who risk their lives every day in order to document human rights violations committed in Syria and without whom the publications of the VDC would not have been possible.



مركز توثيق الانتهاكات في سوريا  
Violations Documentation Center in Syria

[www.vdc-sy.net](http://www.vdc-sy.net)

For more information or to get in contact, please email us:

[editor@vdc-sy.net](mailto:editor@vdc-sy.net)

For our previous reports in Arabic:

[/http://vdc-sy.net/category/reports\\_ar/monthly\\_reports\\_ar](http://vdc-sy.net/category/reports_ar/monthly_reports_ar)

For our previous reports in English:

[/http://vdc-sy.net/category/reports/monthly\\_reports](http://vdc-sy.net/category/reports/monthly_reports)